



# PATIENT ROOM CATALOG






# Hydraulic Patient Lift

Designed and created to help make patient handling safer for caregivers by helping to prevent back injuries from manual transfers, the **ProBasics Hydraulic Patient Lift** is safe, stable and affordable. With its slim design, the ProBasics Hydraulic lift is versatile enough for use with most patient transfers. The lift features include durable steel construction with a hammertone finish, a push handle, a padded swivel bar and two locking rear casters. The ProBasics Hydraulic patient lift is light-weight, assembles and disassembles easily, and will rotate patients without side-to-side sway. Supports patient weights up to 450 pounds.



Adjustable width base with smooth low friction casters with two locking rear casters.



Rotating handle on hydraulic pump and padded bar.



Offset mast with boom style provide better lift and range.

## FEATURES

- Heavy duty round tube steel construction with a chip resistant hammertone finish
- Six-point swivel bar attachment easily adapts to all sling styles and positions (can be used with 4 or 6 point sling)
- Low friction casters significantly improve rollability and contribute to caregiver safety. Rear two casters are locking
- 17.5" - 61" range allows for patient to be picked up from lying position on floor
- Pump handle can rotate from side to side for convenience of Attendant
- Offset mast and boom style provide better lift path, maximizing full travel range
- Swivel bar and pump handle are padded for comfort
- Elongated handle design serves a broad range of operator heights and offers improved handling ability
- Completely enclosed cam moves legs of adjustable base
- Base offers obstruction-free operation; ideal for cleaning
- Screw-in pin at mast base provides maximum stability and prevents removal of mast

## SPECIFICATIONS

Overall Width of Base (when open):	42" (for maximum safety)
Overall Width of Base (when closed):	22.5" (to easily fit thru door openings)
Minimum Height:	17.5"
Maximum Height:	61"
Base Height:	6.5'
Caster Size:	5"
Weight Capacity:	450 lb
Product Weight:	72 lb
Limited Warranty:	Product lifetime (5 years) on frame, One year on all parts
HCPCS Code:	E0630

Item #	Description	UPC	UOM
PBPLSM001	ProBasics Hydraulic Patient Lift	815067072798	each

\* Providers are responsible for determining appropriate billing codes for Medicare Program claims. This information is included for your convenience and is not intended, nor should it be considered billing advice.

# Hydraulic Patient Lift

**BESTLIFT™**

## LOW PROFILE BASE

Bestcare's Bestlift Patient Lift answers most patient needs in home care. With a maximum weight capacity of 400 lb., the Bestlift is easy to handle and maintain while providing robust healthcare lifting options. This complete patient lift solution offers the HME Dealer the flexibility to provide an excellent hydraulic lift to a patient and then at any time the Dealer can offer the family or caregiver a retail sale upgrade to an Electric lift with Bestcare's electric upgrade kit. The electric upgrade kit provides all of the necessary components to create a low cost solution for power lifting... easily converting the hydraulic lift to a battery powered lift.



### ELECTRIC UPGRADE KIT



Works great with full electric low beds!



### FEATURES

- Durable powder coated steel tube construction
- 400 Lb weight capacity
- Six-Point spreader bar
- Manual Open/Close base legs
- 4" rear casters with locking brakes
- 3" front casters
- Tool free assembly
- Small & quick disassembly for transport
- Optional upgrade to convert a PL400H to battery power lift

### DIMENSIONS

Maximum Capacity:	400lb / 181kg
Base Legs Length:	40"
Base Closed External Width	26"
Base Open External Width	33"
Mast Height:	49"
Base Height:**	4.8"
Min. Lifting Height:**	27"
Maximum Lifting Height:	68"

\* SPECIFICATIONS PROVIDED ARE A GENERAL GUIDELINE AND ARE SUBJECT TO CHANGE WITHOUT NOTICE

\*\* WITH SPREADER BAR

### WARRANTY

Lift frames and spreader bar:	3 years
Actuator:	2 years
Parts including casters, control box, PCB, pendant, charger:	2 years
Batteries:	1 year
Hydraulic pumps:	1 year

SLINGS ON NEXT PAGE ►

Item #	Descriptions	UOM
PL400H	Standard offering with hydraulic pump for lifting	EA
KIT-TA23-PL400	Retrofit kit to convert PL400 from hydraulic to electric	KIT

# Patient Lift Slings

## MESH SLINGS

- Four point strap hookup
- Mesh slings are washer safe and can be used in wet or dry environments
- Commode Opening: 8.5" x 11"
- Available in a variety of sizes
- HCPCS Code: E0621



Mesh Sling

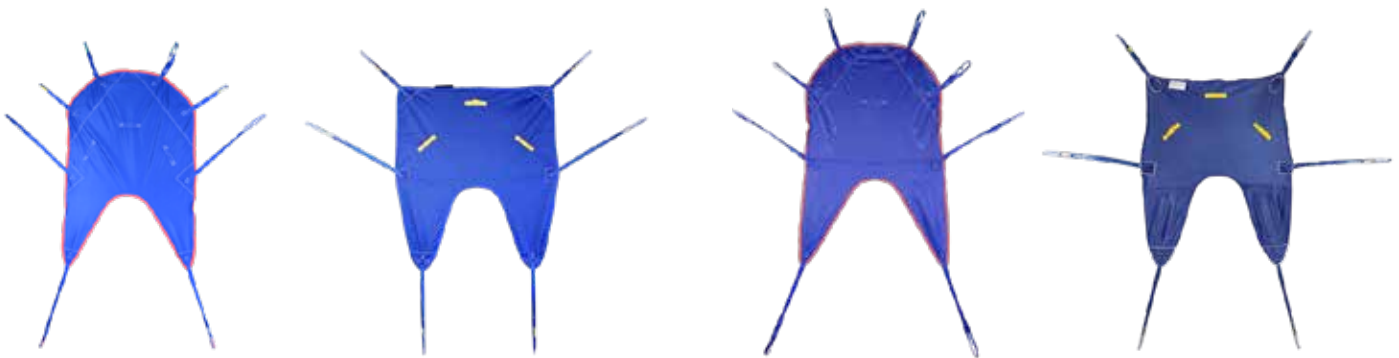


Mesh Sling with Commode Opening



4 color-coded slings per corner

Item #	Description	Dimensions	Size	Weight Capacity	UOM
<b>MESH SLINGS</b>					
PBSL110	ProBasics Full Body Mesh Sling	41.5" W x 53.3" L	Medium	450 lb	each
PBSL111	ProBasics Full Body Mesh Sling	45.5" W x 58.3" L	Large	450 lb	each
PBSL114	ProBasics Full Body Mesh Sling with Commode Opening	41.5" W x 53.3" L	Medium	450 lb	each
PBSL115	ProBasics Full Body Mesh Sling with Commode Opening	45.5" W x 58.3" L	Large	450 lb	each
PBSL116	ProBasics Full Body Mesh Sling with Commode Opening	45.5" W x 63.3" L	Extra Large	450 lb	each



## BestCare Slings

Material Type	Part Number	Description	Size	Best Fits	Weight Capacity
Polyester	SL-UP892	Padded Leg	M	140 - 200 LB	400 LB
	SL-UP893	Padded Leg	L	200 - 450 LB	450 LB
	SL-UP894	Padded Leg	XXL	400 - 600 LB	600 LB
Mesh	SL-UM882	Mesh	M	140 - 200 LB	400 LB
	SL-UM883	Mesh	L	200 - 450 LB	450 LB

## with Head Support

Material Type	Part Number	Description	Size	Best Fits	Weight Capacity
Polyester	SL-UPH861	Padded Leg	S	85 - 140 LB	400 LB
	SL-UPH862	Padded Leg	M	140 - 200 LB	400 LB
	SL-UPH863	Padded Leg	L	200 - 450 LB	450 LB
	SL-UPH864	Padded Leg	XXL	400 - 600 LB	600 LB
Mesh	SL-UMH831	Mesh	S	85 - 140 LB	400 LB
	SL-UMH832	Mesh	M	140 - 200 LB	400 LB
	SL-UMH833	Mesh	L	200 - 450 LB	450 LB

## The BestLift® PL182

A perfect blend of form and function for patient transfers. With an overall base length of 44.9", maximum width of 42.9", and base height of 4.5", it is the perfect solution for transferring patients in small rooms with low beds.

### FEATURES

- 400lb capacity
- Dual front castors
- New electronics with 24/7 capability
- New hand operated base opening

## The BestLift® PL228

A great solution for bariatric patient transfers. With an overall base length of 44.9", maximum width of 42.9", and base height of 4.5", it is the perfect solution for transferring bariatric patients in small rooms with low beds.

### FEATURES

- 500lb capacity
- Dual front castors
- New electronics with 24/7 capability
- New hand operated base opening



Item #	Description	Weight Capacity	UOM
PL182	BestCare Electric Lift	400 lb	1/ea
PL228	BestCare Bariatric Electric Lift	500 lb	1/ea



## IV Pole

### 4 LEG, 2 HOOK

The ProBasics IV Pole is perfect for hospital or at-home IV therapy, with twin wheel swivel casters that are easy to glide across hard floor or carpet. It is also accessible for everyone, with a wide height adjustment range.

### FEATURES

- Chrome-plated and made of durable hammertone steel
- Offset low profile base keeps IV pole stable
- Twin wheel swivel casters allow for IV pole to move smoothly across hard floor or carpet
- Twist lock provides full range of height positions
- Two-pronged removable top keeps IV containers securely in place while making IV pole easy to store and transport
- Height adjustment: 45.5" to 79"
- Base size: 23"
- One year limited warranty

Item #	Description	UOM
PB5035	IV Pole - 4 Leg, 2 Hook	2/cs



# Bed Mount Trapeze

The ProBasics Bed Mount Trapeze provides weaker patients with a secure grip to grasp and lift themselves up when changing positions in bed. The optional base offers free-standing support.



**PBST-TRPZ**  
(Includes Upper and Lower Clamps)

### FEATURES

- Attractive, chip resistant finish on strong tubular steel
- Adjustable height, horizontal position and hand bar support distance to assist a range of patients
- Provides free-standing support; base folds flat for storage
- Easy, tool-free installation
- Weight capacity: 250 lbs
- Includes trapeze and floor stand for free-standing support
- Also available in bed-mount design (Item: PBST-TRPZ)
- Ships in 2 cartons

### SPECIFICATIONS

Weight Capacity:	250 lb. user weight, 168 lb. safe working load
PBST	Freestanding trapeze (includes items below)
PBST-TRPZ	Bed-mounted trapeze (Includes Upper and Lower Clamps)
PBST-LEGS	Leg base only for trapeze
Limited Warranty:	1 year on frame; 1 year on all parts



**PBST-LEGS**

**PBST**

Item #	Description	UOM
PBST	Freestanding Trapeze	EA
PBST-TRPZ	For Bed Attachment (Includes Upper and Lower Clamps)	EA
PBST-LEGS	Bottom only	EA
X1PBSTHY01	Clamps (Replacement Set)	EA
X1PBSTHY02	Triangle Grip Assembly (Replacement Set)	EA

\* Providers are responsible for determining appropriate billing codes for Medicare Program claims. This information is included for your convenience and is not intended, nor should it be considered billing advice.



## Bariatric Trapeze

Easy assembly and rugged design make the ProBasics Bariatric Trapeze the first choice for heavier users. The 650 lb user weight capacity is the solution to assist larger individuals to change positions in bed. The overhead boom, with an adjustable chain, lets you place the hand grip anywhere from the edge of the headboard to the end of the boom. Ships in 2 cartons.

### FEATURES

- Rear casters help move the trapeze to the desired position
- Chain is adjustable from edge of headboard to the end of boom by sliding to desired position
- Designed to assist larger individuals to change positions while in bed
- Assembly requires a drill, rubber mallet and socket with wrench

### SPECIFICATIONS

Actual Product Weight:	100 lbs
Maxium User Weight Capacity:	650 lbs
Outside Legs Width:	48"
Assembled Height:	73"
Assembled Length:	48.5"
Assembled Width:	43"
Limited Warranty:	5 years
HCPCS Code:	E0912*

### SHIPPING *(ships in two cartons)*

Carton 1 - 70 lbs, 45.6" x 3.1" x 29.5"	UPC: 815067072804
Carton 2 - 40 lbs, 51.9" x 7.1" x 31.5"	UPC: 815067077021

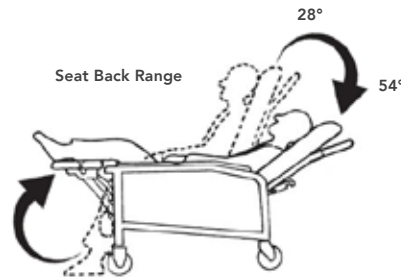
Item #	Description	UOM
PBBT	ProBasics Bariatric Trapeze	each

\* Providers are responsible for determining appropriate billing codes for Medicare Program claims. This information is included for your convenience and is not intended, nor should it be considered billing advice.



## Three-Position Recliner


The ProBasics® three-position recliner offers both comfort and durability for day room or patient room use. Featuring full recline, elevated footrest with elevated and full upright positions, this recliner provides maximum flexibility for users. Need to move the recliner? The convenient push bar on the back and four rolling casters let you glide the chair where it's needed! For user safety, the two rear steering casters can be locked to secure the chair in place.



### FEATURES

- Hide-away footrest folds completely below chair to make rising to a standing position easier
- Vinyl seat and back padding to help reduce bottoming out
- Adjustable height settings
- Rust resistant rear locking caster forks
- Easy-clean, blow-molded side panels can be changed fast with no tools, just press the pin
- 5 position, locking molded trays easily slide ON and OFF with built-in side storage when not in use
- Convenient overlap tray with high lip completes the chair and the tabs let you move the tray freely
- Articulating headrest helps the patient stay within the social "field of vision"
- Flame retardant upholstery – meets California Technical Bulletin 117
- Prop 65 and CARB marked for sale in California

### AVAILABLE COLORS



### SPECIFICATIONS

Overall Height:	47"
Overall Width:	24"
Overall Depth Upright:	40"
Overall Depth Recline:	76"
Seat Width:	19"
Seat Depth:	19.5"
Seat-to-Back Height:	32"
Seat-to-Floor Height:	21.5"
Seat Angle Range:	13°– 38°
Back Angle Range:	28°– 54°
Tray Size:	25.5" L x 15" D
Weight Capacity:	250 lbs
Product Weight:	73 lbs
Shipping Weight:	86 lbs
HCPCS*	E1031

Item #	Description	UPC	UOM
PB6074BL	ProBasics Three-Position Recliner, Blue	815067072903	1/cs
PB6074RW	ProBasics Three-Position Recliner, Rose	815067072910	1/cs

\* Providers are responsible for determining appropriate billing codes for Medicare Program claims. This information is included for your convenience and is not intended, nor should it be considered billing advice.

HCPCS  
E0272



### Fiber Core Homecare Mattress



- 100% virgin densified polyester fiber core is more economical than foam
- Lighter weight than innerspring mattress, reduces shipping costs
- Breathable polypropylene cover keeps patient cool and comfortable
- Mattress and nylon cover are odor free and non-toxic
- Polypropylene cover is fluid, stain and mold resistant, as well as 100% recyclable
- Meets Federal Fire Code 16 CFR 1633
- Limited Warranty: 1 year



Item #	Description	Size	Wt. Cap.	UOM
PBHBMATFB	Fiber Core Mattress with Polypropylene Cover	80" x 36" x 6"	250 lbs.	each

HCPCS  
E0271



### Firm Support Innerspring Mattress



- For use in home care, nursing homes and hospitals where firm support is needed
- Easy-to-clean vinyl cover is durable and fluid-resistant
- High quality 312 bonnell coil provides resilient support base
- 2oz densified polyester fiber topper adds firmness and support
- Heavy-duty resinated pad with a specialized mesh woven back
- Meets 16 CFR 1633 flammability standard
- Limited Warranty: 1 year



Item #	Description	Size	Wt. Cap.	UOM
PBHBMATIS	Firm Support Innerspring Mattress	80" x 36" x 6"	300 lbs.	each
PBHBMAT84	Firm Support Innerspring Mattress	84" x 36" x 6"	300 lbs	each

HCPCS  
E0184



## SATINFOAM Group 1 Compressed Foam Mattress


GROUP 1

- Premium quality foam homecare mattress
- Easy-to-clean, sheer-resistant nylon cover is durable and fluid-resistant
- Non-slip underside keeps mattress firmly in place
- Super compressed packaging; box footprint is only 14" x 15" x 38"
- Meets 16 CFR 1633 flammability standard
- Limited Warranty: 1 year



Item #	Description	Size	Wt. Cap.	UOM
PBSATINFOAM3680	Group 1 Foam Mattress	80" x 36" x 6"	300 lbs.	each

HCPCS  
E0184



## Aruba-200 Group 1 Contour Compressed Mattress

GROUP 1

- The sculptured foam surface is designed to provide pressure relief and comfort in three areas: the head and shoulders, the torso and the lower extremities
- The cross-cut design maximizes airflow and provides comfort, support and pressure redistribution
- Deluxe nylon cover is durable, zippered, waterproof and anti-microbial
- Super compressed packaging; box footprint is only 14" x 15" x 38"
- The nylon top cover reduces friction, heat and contamination. The bottom cover is reinforced vinyl with non-slip protection for safety
- Meets 16 CFR 1633 flammability standard
- Limited Warranty: Foam - 2 years, Cover - 1 year



Item #	Description	Size	Wt. Cap.	UOM
ARUBA-200	Aruba Foam Mattress	80" x 36" x 6"	350 lbs.	each

HCPCS  
E0184



## Aruba-42 Group 1 Bariatric Compressed Foam Mattress

GROUP 1

- Compressed Group 1 Foam to help reduce and prevent pressure sores
- Multi-density foam layers for patient comfort
- Smaller footprint for easier delivery and shipping savings
- Supports those up to 600 lbs.
- Water-resistant zippered cover for easier cleaning
- Limited Warranty: 1 year

Item #	Description	Size	Wt. Cap.	UOM
ARUBA-42	Aruba Bariatric Foam Mattress	80" x 42" x 6"	600 lbs.	each
ARUBA-300	Aruba Contour Foam Mattress	84" x 36" x 6"	350 lbs.	each

HCPCS  
E0185



## Gel-Lite Gel/Foam Overlay

GROUP 1

- Independent gel tubes prevent migration of gel in high pressure areas
- Raises mattress height for patients
- Triple seal polyurethane gel tube construction ensures seal integrity
- High-density foam perimeter on all sides helps prevent patient roll-out
- Conforms to body contours and allows air circulation to reduce heat
- Convoluted foam topper provides additional comfort
- Cover is vapor permeable and moisture resistant; low shear/low friction
- Weight bearing capacity: 250 lbs
- Meets flammability standards TB 117-2013
- Limited Warranty: 1 year



Item #	Description	Size	Wt. Cap.	UOM
GO-78343-C	Gel-Lite Overlay	78" x 34" x 3"	250 lbs.	each

HCPCS  
E0181



## Meridian SatinAir™ APP System

GROUP 1

- Interlocking bubble cells exchange air every 5 minutes
- Heavy duty 16 gauge PVC
- End flaps secure pad to mattress
- 130 individual bubble cells for maximum comfort and effectiveness
- High capacity output 5 liters/minute
- Variable pressure setting allows for maximum comfort
- Adjustable pressure range
- Cycle time: 5 minutes
- Illuminated on/off switch
- Built-in bed mount hooks
- HCPCS Codes: E0181 (pad and pump)
- HCPCS Codes: A4640 (replacement pad)
- Limited Warranty: 1 year on Pump, 90 days on Mattress Pad



Item #	Description	Size	Wt. Cap.	UOM
MER-APP2	Meridian SatinAir APP System	78" x 34" x 2.5"	300 lbs.	each
APP-BPD	Basic Replacement Pad	78" x 34" x 2.5"	300 lbs.	10/cs
APP-DLXP	Deluxe Replacement Pad with Flaps	78" x 34" x 2.5"	300 lbs.	10/cs

HCPCS  
E0277



## Meridian SatinAir™ 8" APM

ALTERNATING PRESSURE AND LOW AIR LOSS MATTRESS SYSTEM

GROUP 2

- Includes mattress, cover and pump
- Pillow function maintains the air in cells at the head for patient comfort
- Air cells can be easily removed and replaced
- CPR quick deflate at head of mattress
- Quilted nylon zipper cover is low shear, fluid-resistant, and vapor permeable
- 8 liter-per-minute pump in an easy-to-use design
- Two modes of therapy - static or alternating
- Variable pressure setting for maximum comfort
- Support patients up to 350 lbs.
- Limited Warranty: 1 year



Item #	Description	Size	Wt. Cap.	UOM
MER-SAPM2	Meridian SatinAir™ 8" APM	80" x 36" x 8"	350 lbs.	each
X1SAPM201	Replacement Mattress	80" x 36" x 8"	350 lbs.	each
PBSATCOVER	Replacement Cover	80" x 36" x 8"	N/A	each

HCPCS  
E0277



## Meridian SatinAir™ 5" + 3" Foam Base

GROUP 2

### 5" ALTERNATING PRESSURE AND LOW AIR LOSS MATTRESS SYSTEM WITH 3" FOAM BASE

- Includes mattress, cover and pump
- 3-inch foam base prevents "bottoming out" in the event of a power outage
- Pillow function maintains the air in cells at the head for patient comfort
- Air cells can be easily removed and replaced
- CPR quick deflate at head of mattress
- Quilted nylon zipper cover is low shear, fluid-resistant, and vapor permeable
- 8 liter-per-minute pump in an easy-to-use design
- Two modes of therapy - static or alternating
- Variable pressure setting for maximum comfort
- Pump features both audio and visual alarms
- Support patients up to 350 lbs.
- Limited Warranty: 1 year



Item #	Description	Size	Wt. Cap.	UOM
MER-SAPM53	Meridian SatinAir™ 5-3	80" x 36" x 8"	350 lbs.	each
X1SAPM5301	Replacement Mattress	80" x 36" x 8"	350 lbs.	each
X1SAPM5302	Replacement Cover	80" x 36" x 8"	N/A	each

HCPCS  
E0277



GROUP 2

## Ultra-Care™ 4800

### STANDARD ALTERNATING PRESSURE/LOW AIR LOSS MATTRESS SYSTEM



ULTRACARE



- Includes mattress, cover and pump
- 8" alternating pressure mattress with low air loss
- Quick disconnect cells for easy cell replacement
- Air cells made with nylon/polyurethane for increased durability and reliability
- CPR quick deflate located at the head of the mattress
- Quilted cover, moisture resistant, vapor permeable nylon; low shear/low friction
- 8 LPM pump in an easy-to-use design
- 10 minute cycle time
- Front panel switch provides two modes of therapy - static or alternating
- Variable pressure setting allows for maximum comfort
- Adjustable pressure range: 20 mmHg – 70 mmHg
- Supports patients up to 350 lbs.
- Limited Warranty: 2 years
- Optional upgrade to 450 lb. weight capacity with digital pump - Item 4800E.



Item #	Description	Size	Wt. Cap.	UOM
4800	Ultra-Care 4800 System	80" x 36" x 8"	350 lbs.	each
4800E	Ultra-Care 4800 System with 12 LPM Pump	80" x 36" x 8"	450 lbs.	each
4802 DC	Replacement Mattress	80" x 36" x 8"	450 lbs.	each
4802-C-88	Replacement Cover	80" x 36" x 8"	N/A	each



## Magic-Air® Pump

The Quick-Fill Pump is designed to quickly inflate and deflate Low Air Loss Mattresses reducing your patient set-up time by 65%, and allowing you time to attend to your patient's other needs. This quick 51 CFM flow pump allows your technician to get the mattress up and therapeutic in minutes.

- Light weight, compact and all-steel construction
- Pumps air at a rate of 51 CFM
- Quieter as compared to standard plastic air pumps
- Weight: 3 lbs.
- Dimensions: 13" length x 5.5" wide height
- 12 foot cord
- Works with Quick Fill Valve 90153 (sold separately)
- Limited Warranty: 1 year

Item #	Description	UOM
109-516811	Magic-Air® Pump	each
90153	Quick Fill Valve	each

**HPCPS  
E0277**



**ULTRACARE**



## Ultra-Care™ 4500

**ALTERNATING PRESSURE/LOW-AIR LOSS MATTRESS SYSTEM WITH 3-INCH INTEGRATED FOAM BASE**

- System includes mattress, cover and pump
- Features a 5" alternating pressure upper surface combined with an integrated 3" foam base to provide a full eight inches of therapeutic support with bottom-out protection in the event of a power failure
- Separate compartment for foam base inside polyurethane cover prevents soiling
- Quick disconnect cells for easy cell replacement
- Air cells made with nylon/polyurethane for increased durability and reliability
- CPR quick deflate located at the head of the mattress
- Quilted cover, moisture resistant, vapor permeable nylon; low shear/low friction
- 8 LPM pump in an easy-to-use design
- 10 minute cycle time
- Front panel switch provides two modes of therapy - static or alternating
- Variable pressure setting allows for maximum comfort
- Adjustable pressure range: 20 mmHg – 70 mmHg
- Limited Warranty: 2 years
- Optional upgrade to 425 lb. weight capacity with digital pump - Item 4500E.



Item #	Description	Size	Wt. Cap.	UOM
MER-4500	Ultra-Care 4500 Excel	80" x 36" x 8"	325 lbs.	each
4500E	Ultra-Care Excel System with 12 LPM Pump	80" x 36" x 8"	425 lbs.	each
4502	Replacement Mattress	80" x 36" x 8"	425 lbs.	each
4502-C-88	Replacement Cover	80" x 36" x 8"	N/A	each

## Standard Alternating Pressure Pump



The Manual Pump for APMs offers both alternating and static functions to provide patients with optimal treatment of pressure ulcers and maximum comfort. It flows at 8 liters-per-minute in a simple, easy-to-use design.

- Front panel switch provides two modes of therapy - static or alternating - for maximum comfort
- LED backlit switches with dial on panel for simple set up and operation
- Includes retractable hooks for bed use
- 8 LPM pump
- Supports patients up to 350 lbs
- Limited Warranty: 2 years



Item #	Description	UOM
4581	Standard APM Pump	each

**HPCPS  
E0277**



**ULTRACARE**



GROUP 2

## Ultra-Care™ Xtra

**BARIATRIC LOW-AIR LOSS WITH CELL-ON-CELL MATTRESS DESIGN**

- Includes mattress, cover and pump
- A combination mattress system providing both alternating pressure and low air loss with a cell-on-cell mattress design for the for patients up to 800 lbs
- Cell-on-cell design prevents the patient from "bottoming out" in power outage
- Quick disconnect cells for easy cell replacement
- 10" air cells made with nylon/polyurethane for increased durability and reliability
- CPR quick deflate located at the head of the mattress
- Quilted cover, moisture resistant, vapor permeable nylon; low shear/low friction
- Pump is a high-flow 12 liter-per-minute pump in an easy-to-use design
- Dual compressor for increased patient comfort and weight capacity
- 10, 15 or 20 minute cycle times
- Two modes of therapy - static or alternating
- Five comfort settings for easy pressure adjustment
- Automatic reset from static to alternating after 45 minutes
- Adjustable pressure range: 20 mmHg – 50 mmHg
- Limited Warranty: 2 years



Item #	Description	Size	Wt. Cap.	UOM
4840-42	Ultra Care Xtra Bariatric APM System	80" x 42" x 10"	800 lbs.	each
4840-42-M	Replacement Mattress	80" x 42" x 10"	800 lbs.	each
PRT-42BARI-COV	Replacement Cover	80" x 42" x 10"	N/A	each

## 12LPM High Capacity Digital Low Air Loss/Alternating Pressure Pump



GROUP 2



- Upgrade select APM systems with deluxe high-flow, 12 liters-per-minute air output
- Features dual compressor for increased patient comfort and an added 100 lbs to weight capacity (on select models)
- Offers both alternating pressure or static operation modes; will automatically reset from static to alternating after 45 minutes
- Includes 10, 15, or 20-minute cycle times and five comfort settings
- Has two ports and is compatible with most Ultra-Care APMs
- Limited Warranty: 2 years



Item #	Description	UOM
4253E	Digital APM Pump – 12 LPM	each



## Safe-T-Guard™ Cover

PERIMETER COVER TO REDUCE RISK OF FALLS AND ENTRAPMENT

- Reduces the risk of falls and entrapment
- Fits most standard-size hospital mattresses as well as standard eight inch alternating air mattresses
- Secures with three quick-release straps (positioned top, bottom and middle) that connect underneath the mattress
- The quilted top is water resistant and has a covered foam border that rises approximately four inches above the mattress surface and is sloped inward to reduce the risk of roll outs
- Includes cover and 4 foam inserts with separation to allow for patient egress
- Nylon, polyurethane construction to reduce heat build-up
- Limited Warranty: 1 year

### SGU UNIVERSAL DESIGN



- Secures to mattress with three quick-release straps positioned top, bottom and middle for a snug fit
- Fits most standard hospital bed mattresses 36" W x 80" L x 6" H

### SG8 DESIGN (FOR 8" APM SYSTEMS)



- Fits most 8" air mattress systems
- Low shear, nylon zippered cover



## LOOKING FOR SOMETHING SPECIFIC?

Your Compass Health Representative is a knowledgeable, trained professional. If you can't find what you need, assistance is just a phone call away. Call **1-800-376-7263** or visit our online catalog at **www.compasshealthbrands.com**.

Item #	Description	L x W	Qty.
SGU_FG	Universal Safe-T-Guard Cover with QR Straps	80" x 35.5"	each
SG8_FG	Safe-T-Guard Zipper Cover for 8" Air	80" x 35.5"	each
SGU42_FG	Safe-T-Guard Cover for 42" APM Mattresses	80" x 42"	each



Full



Half

## Bed Rail Pads

- Protects against bumps, bruises
- Vinyl cover wipes clean for easy disinfecting
- Pads do not interfere with the operation of the bed rails
- Attach with hook & loop straps
- Limited Warranty: 1 year



Item #	Description	Size	UOM
30038	Full-Length Bed Rail Pads	48" x 15" x 1"	pair
BR50	Half-Rail Bed Pads	31" x 16" x 1"	pair

## High Density Bedside Foam Fall Mat

- Help reduce the possibility of injuries due to falls
- Easy-to-clean vinyl cover
- High density, high compression polyurethane foam
- Flame retardant meets with California Technical Bulletin #117
- Bi-Fold design held together with hook & loop fasteners
- Limited Warranty: 1 year



Item #	Description	Size	UOM
30036	High Density Foam Fall Mat	66" x 24" x 2"	each



## Meridian Fall Mat

- PVC Material offers tear resistance, durability and is easy to clean and disinfect
- Non-skid bottom helps keep the mat safely in place
- Beveled edges for improved safety
- Anti-fatigue properties provide additional comfort for caregivers
- For use when the patient is in the bed
- Ships in brown box - 20.9" X 8.7" X 8.7"
- Limited Warranty: 1 year



Item #	Description	Size	UOM
FM7220	Meridian Medical Fall Mat	72" x 20" x 3/4"	each





# Lightweight Semi-Electric Bed

The **ProBasics Lightweight Semi-Electric Bed** is easy for one person to transport - with a foot section that weights just 42 lbs. The robust, lightweight frame and snap on or off low-voltage DC motor box ensure quick, efficient set-ups and easy routine maintenance.

Your clients will take comfort that in the event of a power failure with a 9V battery back-up that allows movement to the lowest bed position. Plus, the smart, recessed design of the head and foot spring assemblies help reduce pinching and injuries.

### FEATURES

- Easy to transport – foot section weighs just 42 lbs.
- Quick set-up & easy maintenance with motor & electronics that can be removed for service or cleaning
- Head and foot sections can be raised independently or simultaneously
- Large button, simple-to-use hand pendant
- Manual crank at the foot adjusts the frame height
- Scratch-resistant bed ends keep the bed looking new
- Headspring support and foot assembly are recessed to help reduce pinching and injuries
- Trendelenberg & reverse Trendelenberg position capable
- Beds include 2 locking and 2 non-locking casters
- Quiet, efficient ETL-approved DC low voltage single motor box
- HCPCS Code: E0295\*\*\*

### SHIPPING SPECIFICATIONS

Component:	Carton Size:	Shipping Weight:
Foot/Head Springs, Motor Box pendant:	45.5" x 10.5" x 37"	104 lbs.
Head/Foot Bed ends, Casters:	38" x 7.5" x 2.25"	56 lbs.

### ACCESSORIES

Works with ProBasics full/half rails, patient trapeze, bed extender and other components.

### INDICATIONS FOR USE

Designed and developed for patients with permanent, long-term disabilities and conditions, the ProBasics Electric Hospital Beds are intended to provide assistance to a patient and/or their caregiver for proper positioning of patients who:

1. Require the elevation of the head of the bed 30 or more degrees most of the time due to, but not limited to, congestive heart failure, chronic pulmonary disease, or problems with aspiration.
2. Require special attachments, such as traction equipment, that can only be attached to a hospital bed.
3. Require an adjustable bed to permit transfers to chair, wheelchair, or standing position. This includes, but is not limited to:
  - Severe arthritis and other injuries to lower extremities
  - Spinal cord injuries (including quadriplegia and paraplegia), muscular dystrophies, multiple limb amputations, and stroke, where the patient is able to transfer from a bed to a wheelchair with or without help
4. Require frequent changes in body position or might require an immediate need for a change in body position to avert a life threatening situation.

### PRODUCT SPECIFICATIONS

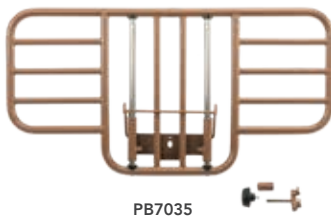
Surface Height:	15" min. - 20" max. (without mattress)
Sleep Surface:	80"L x 36" W
Overall Bed:	87"L x 36" W
Weight Capacity:	450 lb / Patient Weight 350 lb
Limited Warranty:	5 year on frame** 2 year on motor - mechanical/electrical

Item #	Description	UOM
PBSMB	ProBasics Semi-Electric Bed	each

\* - Total distributed weigh capacity including user, mattress, bedding and any other items on the bed surface. Please refer to the Owner's Manual for complete details.

\*\* - Limited lifetime warranty is offered on welds, please see Owner's Manual for complete warranty details.

\*\*\* - Providers are responsible for determining appropriate billing codes for Medicare Program claims. This information is only included for your convenience and is not intended, nor should be considered as Medicare billing advice.



# Semi-Electric Bed Packages

<b>PBSMB</b>	<b>Semi Electric Bed (Frame Only)</b>
HBSMBEM	ProBasics Semi-Electric Bed Ends w/Casters
HBSMSS	ProBasics Semi-Electric Single Motor, Head Spring, Foot Spring & Hi-Low Rod
<b>PBSMB-FR</b>	<b>Semi Electric Bed w/Full Rails (No Support Surface)</b>
HBSMBEM	ProBasics Semi-Electric Bed Ends w/Casters
HBSMSS	ProBasics Semi-Electric Single Motor, Head Spring, Foot Spring & Hi-Low Rod
PB6034	ProBasics Full Bed Rails
<b>PBSMB-HR</b>	<b>Semi Electric Bed with Half Rails</b>
HBSMBEM	ProBasics Semi-Electric Bed Ends w/Casters
HBSMSS	ProBasics Semi-Electric Single Motor, Head Spring, Foot Spring & Hi-Low Rod
PB7035	ProBasics Half Bed Rails
<b>PBSMB-FRFCPKG</b>	<b>Semi Electric Bed with Fiber Core Mattress</b>
HBSMBEM	ProBasics Semi-Electric Bed Ends w/Casters
HBSMSS	ProBasics Semi-Electric Single Motor, Head Spring, Foot Spring & Hi-Low Rod
PB6034	ProBasics Full Bed Rails
PBHBMATFB	Fibercore Mattress
<b>PBSMB-HRFCPKG</b>	<b>Semi Electric Bed with Full Rails and Fiber Core Mattress</b>
HBSMBEM	ProBasics Semi-Electric Bed Ends w/Casters
HBSMSS	ProBasics Semi-Electric Single Motor, Head Spring, Foot Spring & Hi-Low Rod
PB7035	ProBasics Half Bed Rails
PBHBMATFB	Fibercore Mattress
<b>PBSMB-FRISPKG</b>	<b>Semi Electric Bed with Full Rails and Innerspring Mattress</b>
HBSMBEM	ProBasics Semi-Electric Bed Ends w/Casters
HBSMSS	ProBasics Semi-Electric Single Motor, Head Spring, Foot Spring & Hi-Low Rod
PB6034	ProBasics Full Bed Rails
PBHBMATIS	Innerspring Mattress
<b>PBSMB-HRISPKG</b>	<b>Semi Electric Bed with Half Rails and Innerspring Mattress</b>
HBSMBEM	ProBasics Semi-Electric Bed Ends w/Casters
HBSMSS	ProBasics Semi-Electric Single Motor, Head Spring, Foot Spring & Hi-Low Rod
PB7035	ProBasics Half Bed Rails
PBHBMATIS	Innerspring Mattress
<b>PBSMB-FRGP1PKG</b>	<b>Semi Electric Bed with Full Rails and Group 1 Compressed Foam Mattress</b>
HBSMBEM	ProBasics Semi-Electric Bed Ends w/Casters
HBSMSS	ProBasics Semi-Electric Single Motor, Head Spring, Foot Spring & Hi-Low Rod
PB6034	ProBasics Full Bed Rails
PBSATINFOAM3680	Group 1 Compressed Foam Mattress - Boxed
<b>PBSMB-HRGP1PKG</b>	<b>Semi Electric Bed with Half Rails and Group 1 Compressed Foam Mattress</b>
HBSMBEM	ProBasics Semi-Electric Bed Ends w/Casters
HBSMSS	ProBasics Semi-Electric Single Motor, Head Spring, Foot Spring & Hi-Low Rod
PB7035	ProBasics Half Bed Rails
PBSATINFOAM3680	Group 1 Compressed Foam Mattress - Boxed
<b>PBSMB-FRARBPKG</b>	<b>Semi Electric Bed with Full Rails and Deluxe Contoured Foam Mattress</b>
HBSMBEM	ProBasics Semi-Electric Bed Ends w/Casters
HBSMSS	ProBasics Semi-Electric Single Motor, Head Spring, Foot Spring & Hi-Low Rod
PB6034	ProBasics Full Bed Rails
ARUBA-200	ARUBA Group 1 Sculptured Foam Mattress - Boxed
<b>PBSMB-HRARBPKG</b>	<b>Semi Electric Bed with Half Rails and Deluxe Contoured Foam Mattress</b>
HBSMBEM	ProBasics Semi-Electric Bed Ends w/Casters
HBSMSS	ProBasics Semi-Electric Single Motor, Head Spring, Foot Spring & Hi-Low Rod
PB7035	ProBasics Half Bed Rails
ARUBA-200	ARUBA Group 1 Sculptured Foam Mattress - Boxed



# Lightweight 2 Motor Full-Electric Bed

The **ProBasics Lightweight Full-Electric Bed** is designed for easy one person delivery and set-up with a foot section that weighs just 55 lbs (standard bed ends). The robust, lightweight frame and snap on/off low-voltage DC motor box/hi-low motor ensures quick, efficient set-ups and easy routine maintenance.

Clients can take comfort that in the event of a power failure, 9 volt battery (2) back-up is there to position the bed for safe transfer. Full rail cross brace location indicators have been added to the spring deck to make positioning of ProBasics full bed rails simple and safe.

## FEATURES

- Easy one person delivery & set-up
- Quick & simple motor attachment or removal for service or cleaning
- Welded steel split frame construction
- Head and foot sections can be raised independently or simultaneously
- Large button, simple-to-use hand pendant
- Scratch-resistant bed ends keep the bed looking new
- 9V battery back-up (2 batteries not included)
- Headspring support and foot assembly are recessed to help reduce pinching and injuries
- Trendelenberg & reverse Trendelenberg positioning
- Beds include 2 locking and 2 non-locking casters
- Quiet, efficient ETL-approved DC low voltage single motor box
- Available: Low Bed End Option
- HCPCS Code: E0297\*\*\*

## SHIPPING SPECIFICATIONS

Component:	Carton Size:	Shipping Weight:
Foot/Head Springs, Motors Pendant:	45.5" x 10.5" x 37"	116 lbs.
Head/Foot Bed Ends, Casters:	38" x 7.5" x 32.25"	59.5 lbs. (standard ends)

## ACCESSORIES

Works with ProBasics full/half rails, patient trapeze, bed extender and other optional components.

## INDICATIONS FOR USE

Designed and developed for patients with permanent, long-term disabilities and conditions, the ProBasics Electric Hospital Beds are intended to provide assistance to a patient and/or their caregiver for proper positioning of patients who:

1. Require the elevation of the head of the bed 30 or more degrees most of the time due to, but not limited to, congestive heart failure, chronic pulmonary disease, or problems with aspiration.
2. Require special attachments, such as traction equipment, that can only be attached to a hospital bed.
3. Require an adjustable bed to permit transfers to chair, wheelchair, or standing position. This includes, but is not limited to:
  - Severe arthritis and other injuries to lower extremities
  - Spinal cord injuries (including quadriplegia and paraplegia), muscular dystrophies, multiple limb amputations, and stroke, where the patient is able to transfer from a bed to a wheelchair with or without help
4. Require frequent changes in body position or might require an immediate need for a change in body position to avert a life threatening situation.

## PRODUCT SPECIFICATIONS

Deck Height:	With casters: Standard ends - 15.47" - 22.95"
Sleep Surface:	80" L x 36" W
Overall Bed:	87" L x 36" W
Weight Capacity*:	450 lbs.
Patient Weight:	350 lbs. maximum
Limited Warranty:	5 year on frame** 2 year on motor - mechanical/electrical

Item #	Description	UOM
PBFEB	ProBasics Lightweight Full-Electric Bed With Standard Bed Ends	each
PBFEBLO	ProBasics Lightweight Full-Electric Bed With Standard/Low Bed Ends	each

\* - Total distributed weigh capacity including user, mattress, bedding and any other items on the bed surface. Please refer to the Owner's Manual for complete details.

\*\* - Limited lifetime warranty is offered on welds, please see Owner's Manual for complete warranty details.

\*\*\* - Providers are responsible for determining appropriate billing codes for Medicare Program claims. This information is only included for your convenience and is not intended, nor should be considered as Medicare billing advice.



# Lightweight 2-Motor Full-Electric Bed Packages with Standard Bed Ends



PB6034



PB7035




PBHBMATFB



PBHBMATIS



PBSATINFOAM3680



ARUBA-200

<b>PBFEB</b>	<b>Lightweight Full-Electric Bed Only</b>
HBFESS	ProBasics Full-Electric Head/Foot Springs, Motors, Pendant
HBFEBE	ProBasics Head & Footboard, Casters, User Guide
<b>PBFEB-PKG</b>	<b>Lightweight Full-Electric Bed w/Full Rails &amp; Fibercore Mattress</b>
HBFESS	ProBasics Full-Electric Head/Foot Springs, Motors, Pendant
HBFEBE	ProBasics Head & Footboard, Casters, User Guide
PB6034	ProBasics Full Bed Rails
PBHBMATFB	ProBasics Fibercore Mattress
<b>PBFEB-HRPKG</b>	<b>Lightweight Full-Electric Bed w/Half Rails &amp; Fibercore Mattress</b>
HBFESS	ProBasics Full-Electric Head/Foot Springs, Motors, Pendant
HBFEBE	ProBasics Head & Footboard, Casters, User Guide
PB7035	ProBasics Half Bed Rails
PBHBMATFB	ProBasics Fibercore Mattress
<b>PBFEB-FRISPKG</b>	<b>Lightweight Full-Electric Bed w/Full Rails and Innerspring Mattress</b>
HBFESS	ProBasics Full Electric Head/Foot Springs, Motors, Pendant
HBFEBE	ProBasics Head & Footboard, Casters, User Guide
PB6034	ProBasics Full Bed Rails
PBHBMATIS	ProBasics 80 Inner Spring Mattress
<b>PBFEB-HRISPKG</b>	<b>Lightweight Full-Electric Bed w/Half Rails and Innerspring Mattress</b>
HBFESS	ProBasics Full Electric Head/Foot Springs, Motors, Pendant
HBFEBE	ProBasics Head & Footboard, Casters, User Guide
PB7035	ProBasics Half Bed Rails
PBHBMATIS	ProBasics 80 Inner Spring Mattress
<b>PBFEB-FRGRP1PKG</b>	<b>Lightweight Full-Electric Bed w/Full Rails &amp; Group 1 Boxed Mattress</b>
HBFESS	ProBasics Full Electric Head/Foot Springs, Motors, Pendant
HBFEBE	ProBasics Head & Footboard, Casters, User Guide
PB6034	ProBasics Full Bed Rails
PBSATINFOAM3680	ProBasics Group 1 Foam Mattress (Compressed/Boxed)
<b>PBFEB-HRGRP1PKG</b>	<b>Lightweight Full-Electric Bed w/Half Rails &amp; Group 1 Boxed Mattress</b>
HBFESS	ProBasics Full Electric Head/Foot Springs, Motors, Pendant
HBFEBE	ProBasics Head & Footboard, Casters, User Guide
PB7035	ProBasics Half Bed Rails
PBSATINFOAM3680	ProBasics Group 1 Foam Mattress (Compressed/Boxed)
<b>PBFEB-FRARBPKG</b>	<b>Lightweight Full-Electric Bed w/Full Rails &amp; Aruba 200 Mattress</b>
HBFESS	ProBasics Full Electric Head/Foot Springs, Motors, Pendant
HBFEBE	ProBasics Head & Footboard, Casters, User Guide
PB6034	ProBasics Full Bed Rails
ARUBA-200	Sculptured Foam Core Mattress w/Nylon Cover
<b>PBFEB-HRARBPKG</b>	<b>Lightweight Full-Electric Bed w/Half Rails &amp; Aruba 200 Mattress</b>
HBFESS	ProBasics Full Electric Head/Foot Springs, Motors, Pendant
HBFEBE	ProBasics Head & Footboard, Casters, User Guide
PB7035	ProBasics Half Bed Rails
ARUBA-200	Sculptured Foam Core Mattress w/Nylon Cover



# ProBasics Lightweight Full-Electric Bed (with Standard/Low Bed Ends) Packages




PB6034



PB7035




PBHBMATFB



PBHBMATIS




PBSATINFOAM3680



ARUBA-200

<b>PBFEBLO</b>	<b>Lightweight Full-Electric Bed Only with Low Bed Ends</b>
HBFESS	ProBasics Full-Electric Head/Foot Springs, Motors, Pendant
HBFEBEL	ProBasics Low Head & Footboard, Casters, User Guide
<b>PBFEBLO-PKG</b>	<b>Lightweight Full-Electric Bed (Low Bed Ends) w/Bed, Full Rails &amp; Fibercore Mattress</b>
HBFESS	ProBasics Full-Electric Head/Foot Springs, Motors, Pendant
HBFEBEL	ProBasics Low Head & Footboard, Casters, User Guide
PB6034	ProBasics Full Bed Rails
PBHBMATFB	ProBasics Fibercore Mattress
<b>PBFEBLO-HRPKG</b>	<b>Lightweight Full-Electric Bed (Low Bed Ends) w/Bed, Half Rails &amp; Fibercore Mattress</b>
HBFESS	ProBasics Full-Electric Head/Foot Springs, Motors, Pendant
HBFEBEL	ProBasics Low Head & Footboard, Casters, User Guide
PB7035	ProBasics Half Bed Rails
PBHBMATFB	ProBasics Fibercore Mattress
<b>PBFEBLO-FRISPKG</b>	<b>Lightweight Full-Electric Bed (Low Bed Ends) w/Bed, Full Rails &amp; Innerspring Mattress</b>
HBFESS	ProBasics Full-Electric Head/Foot Springs, Motors, Pendant
HBFEBEL	ProBasics Low Head & Footboard, Casters, User Guide
PB6034	ProBasics Full Bed Rails
PBHBMATIS	ProBasics 80 Inner Spring Mattress
<b>PBFEBLO-HRISPKG</b>	<b>Lightweight Full-Electric Bed (Low Bed Ends) w/Bed, Half Rails &amp; Innerspring Mattress</b>
HBFESS	ProBasics Full-Electric Head/Foot Springs, Motors, Pendant
HBFEBEL	ProBasics Low Head & Footboard, Casters, User Guide
PB7035	ProBasics Half Bed Rails
PBHBMATIS	ProBasics 80 Inner Spring Mattress
<b>PBFEBLO-GP1PKG</b>	<b>Lightweight Full-Electric Bed (Low Bed Ends) w/Bed, Full Rails &amp; Group 1 Boxed Mattress</b>
HBFESS	ProBasics Full-Electric Head/Foot Springs, Motors, Pendant
HBFEBEL	ProBasics Low Head & Footboard, Casters, User Guide
PB6034	ProBasics Full Bed Rails
PBSATINFOAM3680	ProBasics Group 1 Foam Mattress (Compressed/Boxed)
<b>PBFEBLO-HRGP1PKG</b>	<b>Lightweight Full-Electric Bed (Low Bed Ends) w/Bed, Half Rails &amp; Group 1 Boxed Mattress</b>
HBFESS	ProBasics Full-Electric Head/Foot Springs, Motors, Pendant
HBFEBEL	ProBasics Low Head & Footboard, Casters, User Guide
PB7035	ProBasics Half Bed Rails
PBSATINFOAM3680	ProBasics Group 1 Foam Mattress (Compressed/Boxed)
<b>PBFEBLO-FRARBPKG</b>	<b>Lightweight Full-Electric Bed (Low Bed Ends) w/Bed, Full Rails &amp; Aruba 200 Mattress</b>
HBFESS	ProBasics Full-Electric Head/Foot Springs, Motors, Pendant
HBFEBEL	ProBasics Low Head & Footboard, Casters, User Guide
PB6034	ProBasics Full Bed Rails
ARUBA-200	Sculptured Foam Core Mattress w/Nylon Cover
<b>PBFEBLO-HRARBPKG</b>	<b>Lightweight Full-Electric Bed (Low Bed Ends) w/Bed, Half Rails &amp; Aruba 200 Mattress</b>
HBFESS	ProBasics Full-Electric Head/Foot Springs, Motors, Pendant
HBFEBEL	ProBasics Low Head & Footboard, Casters, User Guide
PB7035	ProBasics Half Bed Rails
ARUBA-200	Sculptured Foam Core Mattress w/Nylon Cover



# 3-Motor Full-Electric Bed

WITH BUILT-IN LOW BED OPTION

The **ProBasics Full Electric Bed With Built-in Low Bed Option** combines the features of a full-electric bed with the safety and convenience of a low bed, where rails are not desirable or appropriate, but potential injuries from falling out of bed are still a concern. Dual-purpose bed ends with telescoping legs accommodate multiple bed height profiles from low to standard to high, and are self-leveling.

The split-spring design incorporated into the low bed profile still allows for the easy, one-person delivery but with all the benefits of a low bed.

### FEATURES

- Bed ends convert from low bed to conventional full electric with telescoping legs and are self-leveling
- Strong base frame with a welded steel split spring design and reinforced head section
- Easy assembly with motors & electronics fully removable for easy cleaning of frame
- The easy-to-use pendant control provides motorized positioning of the upper body and knees, and adjusts bed frame height
- The head and foot sections can be raised or lowered both simultaneously or independently
- Composite head and footboard panels are both strong and durable
- Pivot points use self-wrenching nut system
- Trendelenberg & reverse Trendelenberg position capable
- In case of a power failure head and foot section can be lowered by using two 9V batteries (not included) on to the motor via simple connection
- HCPCS Code: E0297\*

### SHIPPING SPECIFICATIONS

Component:	Carton Size:	Shipping Weight:
Full-Electric Low Bed Head Spring & Foot Spring:	46" x 10" x 37"	115 lb
Full-Electric Low Bed Ends w/Bed Motor Box:	43" x 9" x 37"	85 lb

### INDICATIONS FOR USE

Designed and developed for patients with permanent, long-term disabilities and conditions, the ProBasics Electric Hospital Beds are intended to provide assistance to a patient and/or their caregiver for proper positioning of patients who:

1. Require the elevation of the head of the bed 30 or more degrees most of the time due to, but not limited to, congestive heart failure, chronic pulmonary disease, or problems with aspiration.
2. Require special attachments, such as traction equipment, that can only be attached to a hospital bed.
3. Require an adjustable bed to permit transfers to chair, wheelchair, or standing position. This includes, but is not limited to:
  - Severe arthritis and other injuries to lower extremities
  - Spinal cord injuries (including quadriplegia and paraplegia), muscular dystrophies, multiple limb amputations, and stroke, where the patient is able to transfer from a bed to a wheelchair with or without help
4. Require frequent changes in body position or might require an immediate need for a change in body position to avert a life threatening situation.

### PRODUCT SPECIFICATIONS

Bed Deck Height:	8.75" min. - 22.5" max.
Sleep Surface:	80" L x 36" W
Overall Bed:	89" L x 36" W
Weight Capacity:	450 lbs/Patient - 350 lbs
Limited Warranty:	5 year on frame 2 year on motor - mechanical/electrical

Item #	Description	UOM
PBFEB3MLO	ProBasics 3 Motor Full Electric Bed with standard/Low Bed Ends	each

\* Providers are responsible for determining appropriate billing codes for Medicare Program claims. This information is included for your convenience and is not intended, nor should it be considered billing advice.



# Full-Electric 3-Motor Bed with Standard/Low Bed Ends Packages




PB6034



PB7035




PBHBMATFB



PBHBMATIS



PBSATINFOAM3680




ARUBA-200

<b>PBFEB3MLO</b>	<b>Full-Electric 3-Motor Bed Only with Standard/Low Bed Ends</b>
3MHBFEVELO	ProBasics 3 Motor Head Spring & Head Bed End
3MHBFESSLO	ProBasics 3 Motor Foot Spring, Foot Bed End & Motors
<b>PBFEB3MLO-PKG</b>	<b>Full-Electric 3-Motor Bed w/Full Rails &amp; Fibercore Mattress</b>
3MHBFEVELO	ProBasics 3 Motor Head Spring & Head Bed End
3MHBFESSLO	ProBasics 3 Motor Foot Spring, Foot Bed End & Motors
PB6034	ProBasics Full Bed Rails
PBHBMATFB	ProBasics Fibercore Mattress
<b>PBFEB3MLO-HRPKG</b>	<b>Full-Electric 3-Motor Bed w/Half Rails &amp; Fibercore Mattress</b>
3MHBFEVELO	ProBasics 3 Motor Head Spring & Head Bed End
3MHBFESSLO	ProBasics 3 Motor Foot Spring, Foot Bed End & Motors
PB7035	ProBasics Half Bed Rails
PBHBMATFB	ProBasics Fibercore Mattress
<b>PBFEB3MLO-FRISPKG</b>	<b>Full-Electric 3-Motor Bed w/Full Rails and Innerspring Mattress</b>
3MHBFEVELO	ProBasics 3 Motor Head Spring & Head Bed End
3MHBFESSLO	ProBasics 3 Motor Foot Spring, Foot Bed End & Motors
PB6034	ProBasics Full Bed Rails
PBHBMATIS	ProBasics 80 Inner Spring Mattress
<b>PBFEB3MLO-HRISPKG</b>	<b>Full-Electric 3-Motor Bed w/Half Rails and Innerspring Mattress</b>
3MHBFEVELO	ProBasics 3 Motor Head Spring & Head Bed End
3MHBFESSLO	ProBasics 3 Motor Foot Spring, Foot Bed End & Motors
PB7035	ProBasics Half Bed Rails
PBHBMATIS	ProBasics 80 Inner Spring Mattress
<b>PBFEB3MLO-GP1PKG</b>	<b>Full-Electric 3-Motor Bed w/Full Rails &amp; Group 1 Boxed Mattress</b>
3MHBFEVELO	ProBasics 3 Motor Head Spring & Head Bed End
3MHBFESSLO	ProBasics 3 Motor Foot Spring, Foot Bed End & Motors
PB6034	ProBasics Full Bed Rails
PBSATINFOAM3680	ProBasics Group 1 Foam Mattress (Compressed/Boxed)
<b>PBFEB3MLO-HRGP1PKG</b>	<b>Full-Electric 3-Motor Bed w/Half Rails &amp; Group 1 Boxed Mattress</b>
3MHBFEVELO	ProBasics 3 Motor Head Spring & Head Bed End
3MHBFESSLO	ProBasics 3 Motor Foot Spring, Foot Bed End & Motors
PB7035	ProBasics Half Bed Rails
PBSATINFOAM3680	ProBasics Group 1 Foam Mattress (Compressed/Boxed)
<b>PBFEB3MLO-FRARBPKG</b>	<b>Full-Electric 3-Motor Bed w/Full Rails &amp; Aruba 200 Mattress</b>
3MHBFEVELO	ProBasics 3 Motor Head Spring & Head Bed End
3MHBFESSLO	ProBasics 3 Motor Foot Spring, Foot Bed End & Motors
PB6034	ProBasics Full Bed Rails
ARUBA-200	Sculptured Foam Core Mattress w/Nylon Cover
<b>PBFEB3MLO-HRARBPKG</b>	<b>Full-Electric 3-Motor Bed w/Half Rails &amp; Aruba 200 Mattress</b>
3MHBFEVELO	ProBasics 3 Motor Head Spring & Head Bed End
3MHBFESSLO	ProBasics 3 Motor Foot Spring, Foot Bed End & Motors
PB7035	ProBasics Half Bed Rails
ARUBA-200	Sculptured Foam Core Mattress w/Nylon Cover



**BED RAIL  
OPTION**

Available with Bed Package (PB42BARBBED-PKG) or sold separately (#PB8035).



**THERAPEUTIC  
SUPPORT SURFACES**

Bariatric Foam Mattress (#ARUBA-42).

# Bariatric Bed

## HEAVY-DUTY, FULL-ELECTRIC

The **ProBasics Bariatric Homecare Bed** is a heavy-duty, full-electric bed frame capable of supporting patients up to 600 lbs. (total distributed weight capacity = 700 lbs.). Designed with the bariatric patient in mind, the bed frame extends to the edges of the bed deck for better support than most other split-spring bariatric beds. The hand pendant features dynamic client positioning, allowing the consumer or caregiver to change the positioning of the head and foot sections as well as the bed height. Despite its size, bed setup within the home is easy - no special tools are needed.

### FEATURES

- Heavy-duty frame ensures strength and patient safety
- Larger sleep surface than conventional bed
- Split-pan design with removable bed ends is easy to setup
- Motorized positioning of upper body and knees as well as height adjustment provides maximum comfort and versatility to patient and caregiver
- High impact bed end panels are durable, impact and scratch resistant and washable for easy cleaning
- Hand control allows for multiple bed positioning for patients
- Two locking and two non-locking casters for secure positioning
- Emergency crank provided in the event of a power failure
- HCPCS Code: E0301\*

### PRODUCT SPECIFICATIONS

Bed Height (Floor to Bed Deck):	18.5" min. – 26" max.
Sleep Surface:	80" L x 42" W
Weight Capacity:	Total weight capacity 700 lbs Max patient weight 600 lbs
Assembled Bed Weight:	276 lb
Limited Warranty:	5 year on frame 1 year on electrical components

### INDICATIONS FOR USE

Designed and developed for patients with permanent, long-term disabilities and conditions, the ProBasics Electric Hospital Beds are intended to provide assistance to a patient and/or their caregiver for proper positioning of patients who:

1. Require the elevation of the head of the bed 30 or more degrees most of the time due to, but not limited to, congestive heart failure, chronic pulmonary disease, or problems with aspiration.
2. Require special attachments, such as traction equipment, that can only be attached to a hospital bed.
3. Require an adjustable bed to permit transfers to chair, wheelchair, or standing position. This includes, but is not limited to:
  - Severe arthritis and other injuries to lower extremities
  - Spinal cord injuries (including quadriplegia and paraplegia), muscular dystrophies, multiple limb amputations, and stroke, where the patient is able to transfer from a bed to a wheelchair with or without help
4. Require frequent changes in body position or might require an immediate need for a change in body position to avert a life threatening situation.

*Whenever bed rails are used as part of any hospital or home care bed system, the potential for bed rail entrapment exists. To reduce the risk, a patient must always be assessed regarding their risk of entrapment before any product is used. Routine patient monitoring is also required once a product is in use. To learn more about the risk of bed rail entrapment, contact your Compass Health Brands' sales representative for a copy of our "Bed Rail Safety Guide" or visit US FDA's website at <http://www.fda.gov> and search for "Bed Rail Entrapment."*

Item #	Description	UOM
PB42BARBED	ProBasics Bariatric 42" Full Electric Bed	each
PB42BARBED-PKG	ProBasics Bariatric 42" Full Electric with ARUBA-42 Group 1 Mattress and Half-Length Side Rails	each

\* Providers are responsible for determining appropriate billing codes for Medicare Program claims. This information is included for your convenience and is not intended, nor should it be considered billing advice.

## Roscoe Overbed Table

The **Roscoe Overbed Table** is practical, easy-to-use and suitable for both home and institutional use. It is versatile enough for eating, reading and many other patient activities. Our Overbed Table is easy to assemble and comes equipped with swivel casters to provide smooth rolling action. The attractive walnut wood-grain laminate tabletop is designed to resist everyday wear-and-tear.



### FEATURES

- Can be easily raised or lowered in infinite positions
- Rugged steel "H" base provides security and stability
- Swivel casters allow for easy maneuverability
- Overall width at base is 26 ½ inches
- Table top can be raised with the slightest upward pressure
- Weight capacity: 50 lb.
- One year limited warranty



Item #	Description	UOM
ROS-OBT	Roscoe Overbed Table, Non-Tilt	each

## ProBasics Overbed Tables

**ProBasics Non-Tilt Overbed Tables** provide bedridden patients with a stable surface to continue independently carrying out activities that matter to them. Non-tilt with 30" tops, these tables are dependable and durable.



### FEATURES

- Easily assembled with minimal hardware
- Swivel ball bearing casters make table easy to move around
- 30" W x 15" D durable wood grain laminated top (PB3037) or easy-to-clean composite top (PB3037C) provide plenty of space for daily needs
- Stable "H" base with powder coat finish
- Height adjustment from 27" to 42" to accommodate any patient
- One year limited warranty



Item #	Description	Weight Capacity	UOM
PB3037	ProBasics Overbed Table, Non-Tilt, with Wood Grain Top	25 lbs.	each
PB3037C	ProBasics Hospice Overbed Table, Non-Tilt, with Composite Top	50 lbs.	each



## Bed Accessories

### Reduced Gap Full-Length Bed Rails




**FEATURES**

- Welded steel construction with brown vein finish
- Self adjusting spring loaded crossbraces
- Four crossbars reduce entrapment hazards
- Overall length: 55"
- Overall height above deck: 13.5" raised – 4.5" lowered

Item #	Description	UOM
PB6034	ProBasics Reduced Gap Full-Length Bed Rail	pair

### Four Bar Half Rails



**FEATURES**

- No gap style
- Welded steel construction with brown vein finish
- Fits most woven and spring-style hospital beds
- No tools required
- Height 19", length 37"

Item #	Description	UOM
PB7035	ProBasics Four Bar Half Rail, Clamp-On	pair

### Bed Extender



**FEATURES**

- Adds a 4" extension to bed length to accommodate taller patients
- Attaches at the head end of the bed
- Constructed of durable steel with powder-coated brown vein finish
- Easy installation with minimal tools needed
- Kit includes frame extension, sleep surface extension, two bolts and two nuts

Item #	Description	UOM
X1PBHBEXT	4" Bed frame extender for 36" wide ProBasics bed frames - converts 80" long frames to 84" for taller users	each



## Bed Accessories



### Gap Cushion

**FEATURES**

- Extends mattress to accommodate taller patients; unifies with mattress when sheet is placed over both
- Fills gap between mattress and headboard to reduce entrapment hazards
- Dimensions: 36" x 6" x 4"
- For use with item X1PBHBEXT bed extender



Item #	Description	UOM
HDC-GAPCUSH_6	Converts any 36" w x 6" h x 80" standard mattress into an 84" long mattress for taller users	each



### Bed Cart with Shelf

**FEATURES**

- Steel frame fits onto most standard (36" wide) bed ends
- Composite shelf is rugged for years of dependable service
- Keeps your warehouse organized
- Technicians can roll the beds from warehouse-to-truck-to-customer
- Helps to manage cleaning routines and sanitation protocols

Item #	Description	UOM
PBHBCART36	ProBasics Bed Cart to store and organize 36" wide homecare beds	2/cs



### Carry Case for Single Bed End

**FEATURES**

- Strong wrap-around handles and a durable polyester/PVC-coated shell with padded ends and base
- Makes transporting bed ends easier while protecting end caps from damage and panels from puncture or scratching during transit
- Bag the bed end as clean or dirty, slide the carry case over the covered bed end, close the hook-and-loop strap and you're ready to go!
- Fits all 36" wide ProBasics homecare bed head and foot boards

Item #	Description	UOM
PBHBCASE	Carry Case for Single Bed End	1/ea

\* Providers are responsible for determining appropriate billing codes for Medicare Program claims. This information is included for your convenience and is not intended, nor should it be considered billing advice.

## Ordering & Shipping Information

### ORDERING POLICY

A valid Compass Health account number is required when placing an order. Once an order for stock product has reached booked status (ready to ship) and is in the shipping process, changes to the order will not be accepted. If it is necessary to change or cancel an order for a non-stock item, Compass Health must be notified immediately, within the same business day. All orders placed with Compass Health must reach a minimum level of \$50.00 in product (before taxes and shipping charges). Credit cards are accepted: Visa, MasterCard and American Express.

### FREIGHT POLICY

Compass Health ships all orders received by 3:00 p.m. EST same day. Stock Orders must have a booked (Ready-to-Ship) status. Orders placed on hold for credit reasons or price deviations will be delayed for shipment until all holds are cleared. All shipments from Compass Health are F. O. B. Origin. This means that the title of product transfers to the buyer at the time the product leaves the Compass Health shipping dock or manufacturing location.

Exceptions to Freight Policy:

- Published freight costs plus handling fees will be charged on shipments to Puerto Rico and Canada.
- Any order requesting expedited delivery will be charged at published list rates. Any order requiring special handling may be subject to additional charges.
- COD shipments will be subject to additional charges.
- Direct ship and clearance items will be charged at published list freight costs.

A customer may pick up any available stock product at a Roscoe Distribution Center with a minimum of four (4) hours advance notice, from 9:00 a.m. - 4:00 p.m., local distribution center time. If a product is not available in a customer's primary shipping location, Compass Health reserves the right to ship a product from its choice of location.

A customer may obtain tracking and delivery confirmation from the carrier, or from a member of our Customer Service Team at (800) 376-7263 or at [www.compasshealthbrands.com](http://www.compasshealthbrands.com).

### WARRANTY

We warrant each item to be free of defects in material and workmanship under normal use. This warranty is in lieu of all other warranties expressed, implied or previously printed and does not apply in the event of negligence, abuse, misuse or normal wear and tear. We are not responsible for injury that may result from abuse, misuse or user negligence and our liability is limited to original selling dealer or distributor. Unauthorized service or modification of product invalidates warranty. If a covered defect is found, Compass Health at its option will do one of the following: 1) Replace any defective or nonconforming part or product. 2) Issue a credit or refund at the original selling price.

### MERCHANDISE INSPECTION

The customer is required to inspect all merchandise upon delivery. Any visible damage or carton shortage should be noted on the carriers delivery receipt. Claims for content shortage should be made to Compass Health Customer Service Department within five (5) days of delivery or any such claim is waived. Concealed damage requires immediate inspection by the carrier or any claim is waived. The customer is responsible for filing of all freight and concealed damage claims with the carrier.

### REFUSED SHIPMENTS/RECONSIGNMENT

It is the responsibility of the customer to contact Compass Health within two (2) business days of the attempted delivery to inform Roscoe that a shipment has been refused. Refusing a shipment in full or part does not guarantee a credit to the consignee. If the consignee refuses the shipment, the carrier will return the product back to the original shipping location.

The refused shipment will undergo one or all of the following:

- RA assignment in accordance to RA assignment policy
- Returned to Consignee when applicable

Allow for thirty (30) days to process any RA associated with a refused shipment order. If a reconsignment of shipment is necessary, and it is found the fault of Compass Health, then Roscoe will pay reconsignment charges and have the freight delivered to the original specified location. If a reconsignment is necessary, and it is found to be the fault of the consignee, then the consignee must accept and receive delivery of the shipment. Once the shipment is received, the consignee can negotiate a re-delivery of the product at the consignee's expense.

### RETURN GOODS POLICY

Compass Health will accept returns within 30 days from the original ship date. 25% restocking fee will be subtracted from the original cost and a credit for the difference will be issued. Returns must be shipped with freight charges prepaid. Shipping costs are not refundable.

All products must be returned in original packaging and must contain all components, accessories and user manuals. In the event that any components are missing you are responsible for the cost of the replacement component and the 25% restocking fee. All returns must be approved with a Return Authorization Number (RA). Please call a member of our customer service team at (800) 376-7263 to obtain a RA number.

Provide the following information when calling:

- Item number
- Original order number
- Product serial number/lot number
- Reason for return

The RA number must be clearly marked on the returned carton and is valid for 10 business days from the date of issue. Returned merchandise must be in the same unit of measure as originally purchased.

Return labels or call tags can be issued by our customer service department to return merchandise. Associated fees and return freight charges will apply. All returns of drop-shipped items are subject to a restocking fee as well as inbound and outbound freight charges.

Returns will not be accepted on items that are:

- Missing their serial number
- Specials order items
- Returned more than 30 days after delivery
- Returned without notification

Freight Overages, Shortages and Damaged Merchandise: All freight overages, shortages and/or damages must be reported immediately upon receipt of shipment. Visible damage should be noted on the freight company's receipt at the time of delivery. All packing and shipping documentation must be retained for damage claims. Contact a member of our customer service team at (800) 376-7263 for final disposition.







6753 Engle Road • Middleburg Hts., OH 44130 Toll Free: (800) 376-7263 • Fax: 440-572-4261

[www.compasshealthbrands.com](http://www.compasshealthbrands.com)

rev\_00\_2025