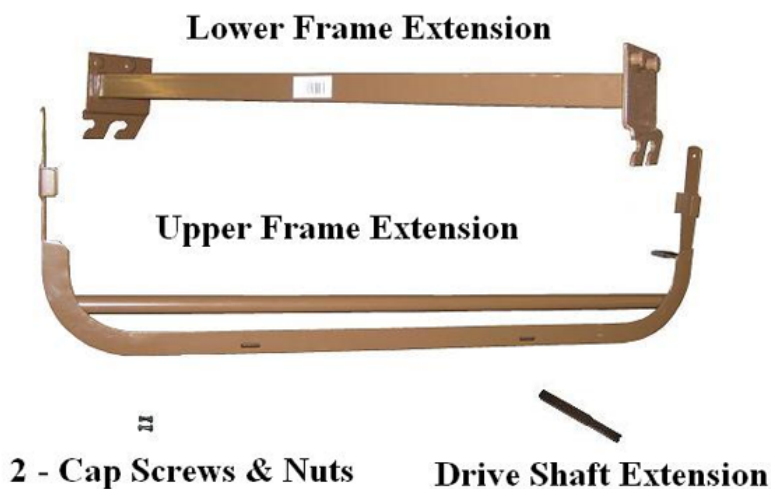



15030EXT INSTALLATION

This kit is installed on the head section of the 15030 bed and 15033 bed.

1. Verify that all parts are present in the kit.



2. Slip the upper frame extension over the head end of the bed.




3. Insert cap screw through the upper extension and the frame of the bed.





4. Install the nut and tighten.



5. Install the lower frame extension on the head end of the bed frame..



6. Install the head and foot boards on the bed frame. Use the hi-low shaft extension on the hi-low shaft of the bed, if needed.



[Home](#)