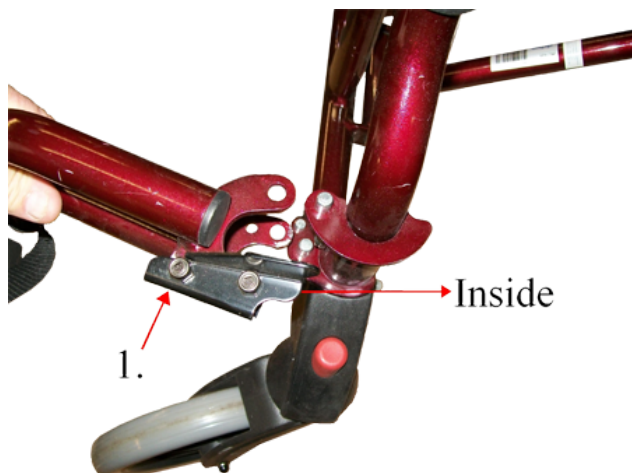



HOW TO PUT FOOTREST ON A WHEELCHAIR


1. Choose a footrest to install on the wheelchair. The footrest will go on the side of wheelchair so that release lever is to the inside of the wheelchair.



2. Line up the holes on the footrest with the pins on the wheelchair. Let the footrest slide down over the pins




3. Swing the footrest toward the inside of the wheelchair.





4. Continue to swing the footrest to the inside of the wheelchair until the release lever locks into place.



5. Repeat the above steps for the other side.

[Home](#)