

# TRIDENT CASTER FLUTTER

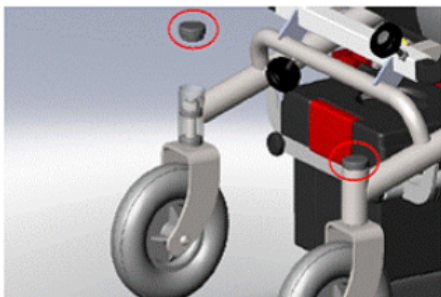
## HOW TO ELIMINATE

### Trident Rear Wheel Flutter Solution

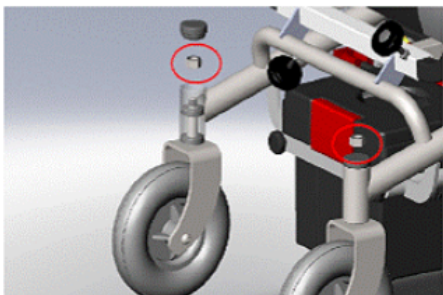
A recent improvement has been made to the Trident power wheelchair to eliminate the flutter in the rear caster wheels when travelling at full speed. The problem has been identified on a small sample of the Tridents, but if you are experiencing this problem, we offer the components (Part Number TRID-29) free of charge to eliminate this problem.

Please see the procedure below for correcting the rear wheel flutter:

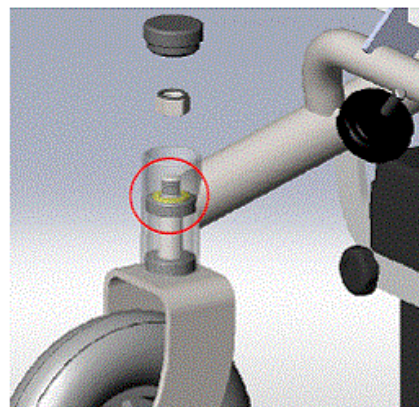
1. Begin by removing the two plastic caps on the caster fork stems




2. Remove the two M12 nuts securing the caster forks to the frame with a 19mm socket wrench



3. Using the washers supplied, install one washer per caster fork as pictured below (washer is highlighted in yellow)



4. Reinstall the two M12 nuts removed in Step 2, and replace the plastic caps removed in Step 1



[Home](#)