



Drive Medical Design and Manufacturing  
 99 Seaview Boulevard  
 Port Washington, NY 11050

Project Number:  
 March 13, 2014  
 Sample ID: DRIVE 14029DP

### INTERFACE PRESSURE MAPPING

#### TEST RESULTS SUMMARY: Interface Pressures, mmHg

	Subject	(1)	(2)	(3)	ALL
Scapula	Max ->	7	14	19	19
	Avg ->	7	9	13	10
	St.Dev. ->	0.6	3.5	2.7	1.5
Sacral Prominence	Max ->	36	27	26	36
	Avg ->	16	13	13	14
	St.Dev. ->	8.4	5	5.8	1.8
Heel	Max ->	31	17	17	31
	Avg ->	16	15	9	13
	St.Dev. ->	10.3	1.8	4.5	4.3
Trochanter	Max ->	34	33	33	34
	Avg ->	11	16	14	14
	St.Dev. ->	7.7	6.1	6.4	0.9

Subject	Sex	Height	Weight (lbs)
1	F	5'4"	123 lbs
2	M	5'8"	178 lbs
3	M	5'10"	198 lbs



Drive Medical Design and Manufacturing  
99 Seaview Boulevard  
Port Washington, NY 11050

Project Number:  
March 13, 2014  
Sample ID: DRIVE 14029DP

Page: 2 of 5

---

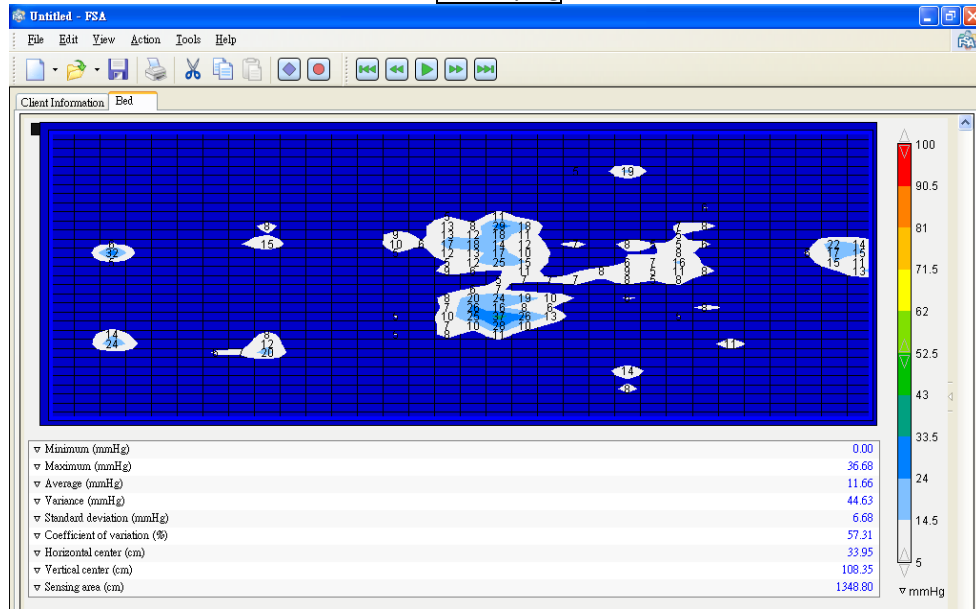
**TEST PROCEDURE:**

An FSA pressure mapping system was employed for conducting this evaluation. The mattress was placed onto a sturdy laboratory surface. Three subjects were used for the analysis and selected according to specific weight and height ranges. The subjects were dressed in an appropriate size cotton sweat suit with no shoes to ensure optimum contact with the full surface sensor matrix. Two positions were employed: back lying and ninety degree side lying. **Color pressure maps are included at the end of this report.**

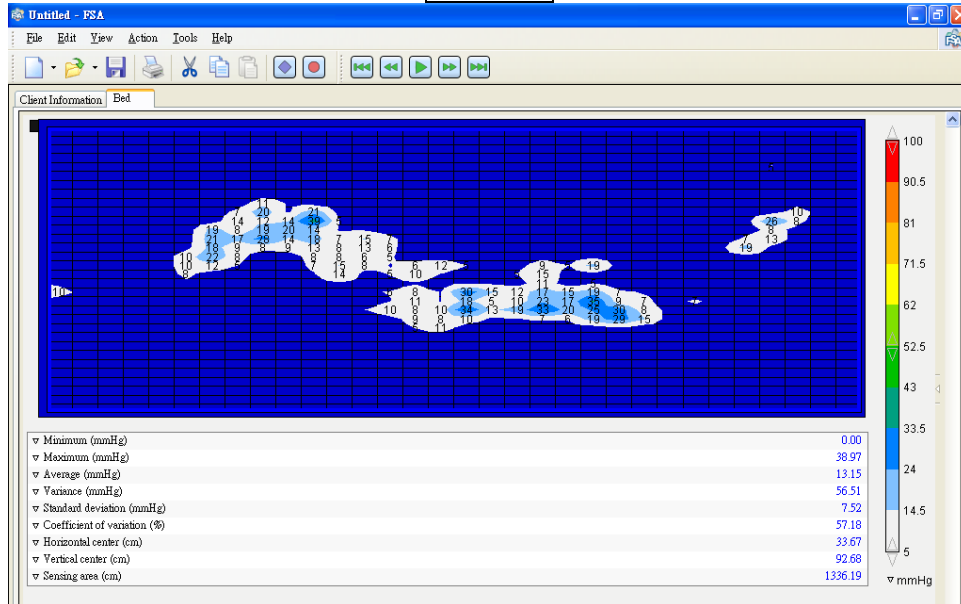
The test method employed for this analysis is based on sound laboratory practice. The equipment used for the evaluation was calibrated and used in accordance with the manufacturer's specifications.

Subject 1

Back Lying

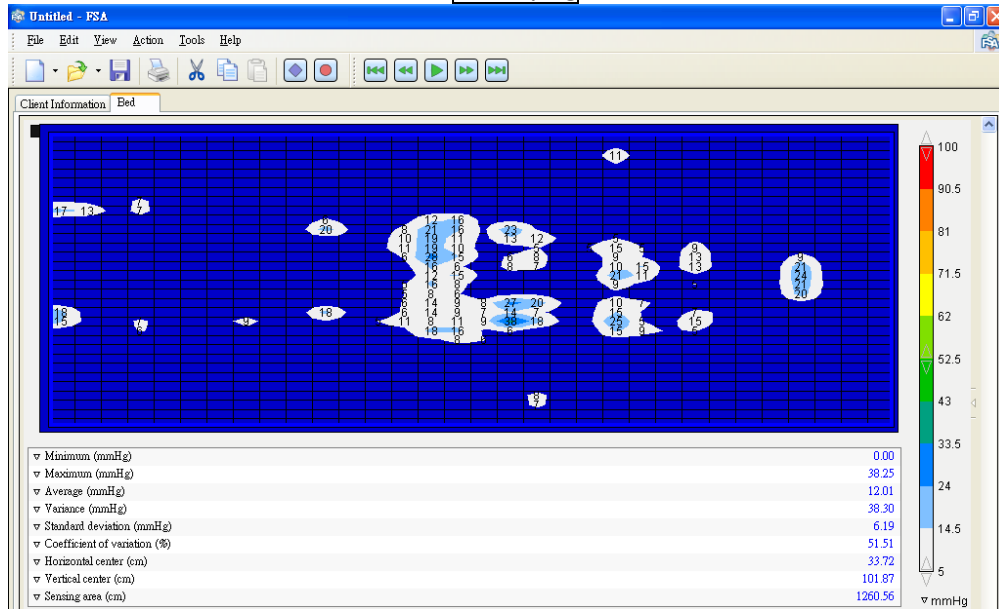


Side Lying

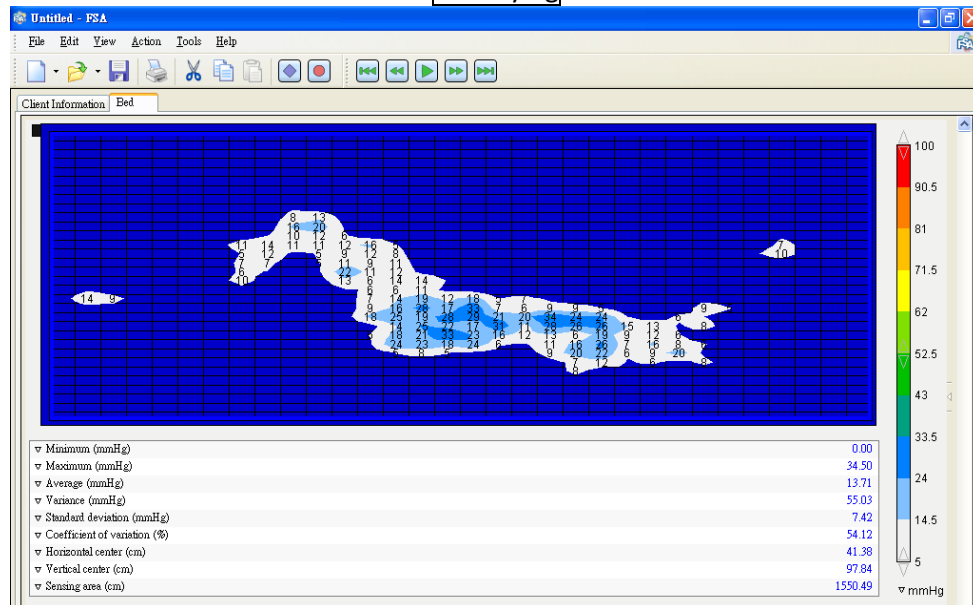


Subject 2

Back Lying

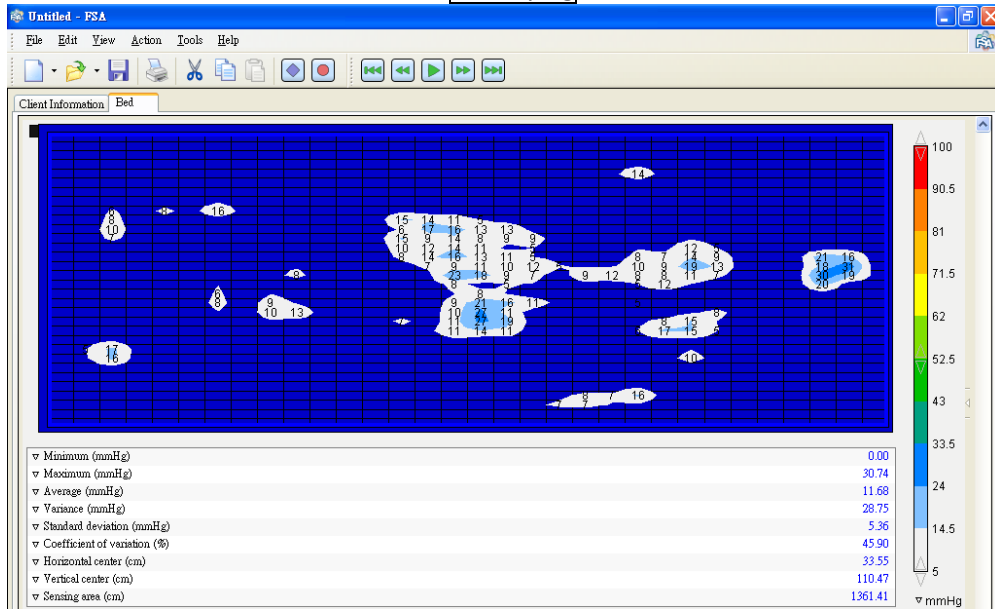


Side Lying



Subject 3

Back Lying



Side Lying

